


FlyCamOne eco Full HD 1080p

Manual for versions with lenses

96° (Art. No. FCHD80) and 142° (Art. No. FCHD80-B)

Please read this manual before you use the product!

(Available for download as PDF at www.CamOneTec.com)



Vers.:1.0

Safety advice

WARNING:

Follow these instruction to prevent damage of the unit:

- DO NOT USE UNPROTECTED IF RAIN OR WATER. PREVENT CONTACT WITH ANY KIND OF LIQUIDS
- USE RECOMMENDED ACCESSORIES ONLY
- DO NOT DISASSEMBLE
- THERE ARE NO PARTS AT THE INSIDE THAT NEED TO ME MAINTAINED
- REPAIRS SHOULD BE MADE BY QUALIFIED PERSONNEL ONLY

SERVICE & SUPPORT

ACME the game company GmbH
Boikweg 24

33129 Delbrück
Germany

Tel.: +49 2944 97 383 0

service@camonetec.com
or
<http://www.CamOneTec.com>

WARNING LIPO BATTERY

- Mishandling the battery may occur explosion, fire and smoke including damage of health or goods. It will also reduce battery performance.
- Never charge a damaged LiPo battery pack.
- Stop charging if the LiPo battery pack is getting deformed (blown up).
- Charge and store the LiPo battery pack at a temperature of 0°C to 40°C – avoid a temperature higher than 50°C when discharging.
- Do not shortcut – Risk of explosion and fire!

CE Declaration

Herewith we declare that this item is in accordance with the essential requirements and other relevant regulations of the directive 2004/108/EC. A copy of the original declaration of conformity can be obtained at the address above.



This product uses LiPo batteries. LiPo batteries are recyclable, and a valuable resource. To dispose of the battery, remove it and take it to a resource recovery facility.



WEEE Reg. Nr.: DE64989527

Information for disposal of crossed Bin marked products

This symbol is marked on a product or packaging, it means that the product including the batteries must not be disposed of with your general household waste. Only discard electrical/electronic items in separate collection schemes, which cater for the recovery and recycling of materials contained within. Your co-operation is vital to ensure the success of these schemes and for the protection of the environment.

ATTENTION!


The privacy of others is protected by law and should be taboo. The recording of third party can be an illegal act. You are responsible for your acting.

Index

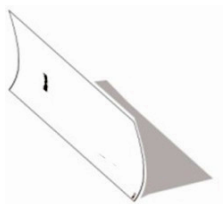
Content.....	4
Activation.....	5
Buttons/ Status-LED.....	6
Connections.....	7
Technical Data.....	7
Memory cards / Read data.....	8
FPV – solutions.....	9
Recommended accessories.....	10
Accessories.....	11
DIY for makers – Software programming.....	11

Content

Please check the completeness before using the product!



1x FlyCamOne eco Full HD 1080p camera



Manual
(Online at www.CamOneTec.com)

The following is needed for further operation:

For universal use without a direct power supply through your RC- Receiver, we recommend a battery from our FlyCamOne series (3,7V 1S | 220 mAh -1000 mAh).

Micro-SD card (min. class 4 / 4GB)

FlyCamOne eco Full HD 1080p

Have fun with the successor of our smallest and lightest camera! Equipped with finest Full HD resolution and more functions at the same size, this camera is a highlight especially for FPV-fans.

With the separate camera head (96° or 142° lens), the open video interface, a Video-, Photo- and Serial Photo- mode it is the most universal Full HD camera in the world – and this at a weight of 19g only. As usual, the camera can be mounted even in smaller RC models almost invisibly.

The FlyCamOne eco Full HD can also be combined with our Video Transmission Sets (more Information at www.CamOneTec.com).

The main board of the camera can be connected to your RC model and does not need any further power supply by an external battery.

For universal use without a direct power supply through your RC- Receiver, we recommend a battery from our FlyCamOne series (3,7V 1S | 220 mAh -1000 mAh).

The sharp recordings can be saved on a micro SD- card and also be watched via Mini HDMI- or AV-cable on your TV or through USB on your computer.

As an additional highlight, we offer technical addicted camera fans the possibility to program their own camera functions and to develop new ideas. More information is available on www.CamOneTec.com

Activation

! Test the functionality of the camera before you install it inside the model and keep in mind that the camera does not have an own battery. Be sure to handle the ribbon cable with care.

Slide the locker of the micro SD slot carefully in direction of the ribbon cable. Pull up the cover and insert the micro SD card (min. Class 4 / 4 GB) according to the holes in the slot. Close the cover and then slide the locker back again.

Now connect the camera to a free switchable channel of your RC receiver. Pay attention on the correct polarity of the cable!


For universal use without a direct power supply through your RC- Receiver, we recommend a battery from our FlyCamOne series (3,7V 1S | 220 mAh -1000 mAh | more information page 10). Please connect the battery to the provided battery socket.

After you have connected the FlyCamOne eco Full HD 1080p camera to a power source, keep pressed the Power button for several seconds. The red LED flashes shortly and then the green LED will light up constantly. The unit is now ready for use.

Please note that damages resulting from improper use or connection of an unsuitable power source are not covered under warranty.



Perform this work carefully and be sure to know about the dangers and technics. Make sure that the used power source has sufficient capacity.

Buttons/ Status LED



- Switch ON/OFF:** Keep pressed the Power button for 5 seconds. The red LED flashes shortly. As soon as the camera is ready for use, the green LED will light up constantly.
- Photo:** Press the Photo button shortly. The red LED flashes. The photo is saved now.
- Video:** Press the Video/Power button shortly. As long as the recording is running, the red LED lights up constantly. To stop recording, press the button again. The red LED stops flashing when the recording has stopped.
- Battery status:** The green LED starts blinking as soon as the voltage has reached a critical point.
- Memory card:** If no memory card has been inserted, both LEDs will flash.

Connections



Technical Data

Size:	53x32x5mm
Weight:	19g
Lens:	96° or 142° (exchangeable)
Cable length:	Lens 195mm RX 300mm
Bitrate:	15Mbit max
Power supply:	3,7 V 1S LiPo 5,6V via RC-receiver
Power consumption:	540mA
Operation temperature:	0° C ~ +50° C
WiFi:	optional with CamOne eco WiFi PCB
Videoresolution:	Full HD 1080p
Photosolution:	5 MPix
File format:	.mp4 (Video) .jpg (Photo)

Compatible memory cards



Use Micro-SDHC-memory cards with minimum „Class4“. The camera can work with cards that have a capacity of up to 32GB.

We recommend "Rapid Rush"- cards with min. 8GB capacity.

At 32GB up to 4,5 hours of highest resolution can be recorded.

Read data

The Videos can be watched in a simple and fast way on your computer.
We recommend the "VLC Player" (Freeware)

▲ Festplatten



It is available for Download at www.vlc-player.org.

Connect the camera to your computer by using a Mini- USB cable. Switch on the camera.

▲ Geräte mit Wechselmedien



DVD-RW-Laufwerk (E:)

The camera will be recognized as a hardware device. Your recordings are saved in this folder.



Wechseldatenträger (H:)

613 MB frei von 1,90 GB

FPV – Solutions

Experience the ultimate flight experience from pilot's view!

"First Person View" ("Pilot's view") is one of the key disciplines in RC flight. The scene grew fast. In the past it was hard to combine working components to get the best setup. Either the range was not sufficient, the model too heavy, the quality too bad or the components just did not work together. To put an end to this confusion, we have designed and developed complete systems to offer you the best solution.

The most used setup (no matter if FPV-Fans, Filmcrews or Editors) is the following:



Djb100	Dji Phantom Quadcopter
FCHD80	FlyCamOne eco Full HD 1080p Camera
FCHD38	FlyCamOne FPV-Head with 2 servos
FCHD91	Video Transmitter 5.8GHz 25 mW
FCHD72	FlyCamOne HD 7" Screen 5.8 GHz Dual-Receiver (Diversity)
FCHD08	FlyCamOne HD V-Eyes Set

More information at
www.CamOneTec.com

Recommended accessories

FlyCamOne HD 7" Screen 5.8 GHz Dual-Receiver (Diversity) – Art. No. FCHD72



- Dual signal sampling for optimized automatic reception
- 8 Channels available (5.8GHz B-Band)
- 2x AV-Out (one for each 5.8GHz receiver)
- 1x AV-In
- Frequencies: B Band – Group 2
5.733 GHz, 5.752 GHz, 5.771 GHz, 5.790 GHz
5.809 GHz, 5.828 GHz, 5.847 GHz, 5.866 GHz

Video Transmitter 5.8GHz 25 mW – Art. No. FCHD91



- 8 Channels available (5.8GHz B-Band)
- DC 7-12V (7,4V 2S / 11.1V 3S LiPo)
- 1x AV-In
- 20g

FlyCamOne HD Transmission Set 5.8GHz - Art. No. FCHD03



- Compatible to FlyCamOne HD 720p, FlyCamOne HD 1080p, CamOne infinity 1080p, FlyCamOne HD eco 1080p
- Range 300m

FlyCamOne HD V-Eyes Video Goggles - Art. No. FCHD08



- Compatible to
FlyCamOne eco Full HD, FlyCamOne HD
FlyCamOne HD 1080p CamOne infinity 1080
- Integrated head tracker for
Moving the camera head
- Including base for connection to FlyCamOne HD
Transmission Set 5.8GHz

More information and products at www.CamOneTec.com

FlyCamOne eco Full HD 1080p Accessories

These accessories are only compatible to the FlyCamOne eco Full HD 1080p.

Art.-Nr.:	EAN	Article
FCHD72	4260033 046413	FlyCamOne HD 7" Screen 5.8 GHz Dual-Receiver (Diversity)
FCHD02	4260033 049520	FlyCamOne HD Screen 2,5"; 150cm cable
FCHD08	4260033 049582	FlyCamOne HD V-Eyes Set; incl. 433MHz remote
FCHD92*	4260033 047922	Video Transmitter 5.8GHz 200mW*
FCHD93*	4260033 047939	Video Transmitter 5.8GHz 500mW*
FCHD91	4260033 047496	Video Transmitter 5.8GHz 25 mW
FCHD03	4260033 049537	FlyCamOne HD Transmission Set 5.8GHz;
FCHD15	4260033 049650	FlyCamOne HD GPS Module
FCHD20	4260033 049704	FlyCamOne HD HDMI Cable
FCHD10	4260033 049605	FlyCamOne HD Lens 170° wide angle (30BPS)
FCHD09	4260033 049599	FlyCamOne HD Lens 133° wide angle (30BPS)
FCHD38	4260033 049889	FlyCamOne FPV-Head with 2 servos
FCHD43	4260033 048578	FlyCamOne USB Power adaptor
FC3104	4260033 048721	5.8GHz Transmitterset Patch Antenna + 500m
FCHD07	4260033 049575	FlyCamOne HD Motion sensor with 120cm Cable
FCHD58	4260033 047588	FlyCamOne HD RX Cable
FCHD24	4260033 049742	FlyCamOne HD Cable extension 200cm
FCHD21	4260033 049711	FlyCamOne HD AV Kabel
FC2006	4260033 042064	FCO ² LiPo Battery 220 mAh
FCHD17	4260033 049674	FlyCamOne HD LiPo Battery 600 mAh
FC3012	4260033 048486	FCO ² LiPo Battery 1000 mAh

* Usage prohibited inside the EU.

DIY for makers – Software Programming

The camera can be customized according to your needs and wishes. This is possible by saving the AT- commands directly onto the camera.

More information available at
www.CamOneTec.com